

FIXED HEIGHT

\$600 — \$999 LIST

izzy



Clara Arc | \$662 (U)
\$860 (V)

2M	WE	M	G	N	F
UE	P	C	L	V	FT
VE	LE	MF	CH	CO	GL

fixtures



Pick-A-Top
Pick-A-Base Rectangle | \$747
\$1693 (V)

2M	WE	M	G	N	F
UE	P	C	L	V	FT
VE	LE	MF	CH	CO	GL

izzy



Rylee
Straight T-Base | \$964
\$1350

2M	WE	M	G	N	F
UE	P	C	L	V	FT
VE	LE	MF	CH	CO	GL

\$1000 — \$1199 LIST

izzy



Clara 120° | \$1006 (U)
\$1360 (V)

2M	WE	M	G	N	F
UE	P	C	L	V	FT
VE	LE	MF	CH	CO	GL



Rylee
Straight C-Base | \$1012
\$1460 (UW)

2M	WE	M	G	N	F
UE	P	C	L	V	FT
VE	LE	MF	CH	CO	GL



Clara Corner | \$1052 (U)
\$1369 (V)

2M	WE	M	G	N	F
UE	P	C	L	V	FT
VE	LE	MF	CH	CO	GL



Rylee
120° C-Base | \$1070
\$1178 (U)

2M	WE	M	G	N	F
UE	P	C	L	V	FT
VE	LE	MF	CH	CO	GL

izzy



Audrey Rectangle | \$1135

2M	WE	M	G	N	F
UE	P	C	L	V	FT
VE	LE	MF	CH	CO	GL

OPTION KEY

2M 2mm edge	C caster	V veneer	(V) veneer
WE wood edge	G ganging	P power	(U) urethane
UE urethane edge	N nesting	MF mirror finish	(UW) urethane 2-sided waterfall
VE vinyl edge	F folding	CH chroma	
LE laminate edge	FT flip top	CO collections	
M modesty	L laminate	GL glass	
available option			


NOTES

All pricing provided is list pricing only and reflects base models with standard finish options. For additional information, please refer to our price guides or visit us at www.izzyplus.com.
*Price reflects laminate tops, 2mm edge, and fixed bases unless noted.

FIXED HEIGHT


\$1200+ LIST

izzy




**Clara
Extended Corner** | \$1338 (U)
\$1803 (V)

2M	WE	M	G	N	F
UE	P	C	L	V	FT
VE	LE	MF	CH	CO	GL




**Rylee
Corner C-Base** | \$1358
\$1490 (U)

2M	WE	M	G	N	F
UE	P	C	L	V	FT
VE	LE	MF	CH	CO	GL



**Rylee Extended
Corner C-Base** | \$1426
\$1567 (U)

2M	WE	M	G	N	F
UE	P	C	L	V	FT
VE	LE	MF	CH	CO	GL



**Rylee Anti-
Corner C-Base** | \$1496
\$1722 (U)

2M	WE	M	G	N	F
UE	P	C	L	V	FT
VE	LE	MF	CH	CO	GL

OPTION KEY

2M 2mm edge	C caster	V veneer	(V) veneer
WE wood edge	G ganging	P power	(U) urethane
UE urethane edge	N nesting	MF mirror finish	(UW) urethane 2-sided waterfall
VE vinyl edge	F folding	CH chroma	
LE laminate edge	FT flip top	CO collections	
M modesty	L laminate	GL glass	

available option

NOTES

All pricing provided is list pricing only and reflects base models with standard finish options. For additional information, please refer to our price guides or visit us at .

*Price reflects laminate tops, 2mm edge, and fixed bases unless noted.

ADJUSTABLE HEIGHT

\$2000 — \$2599 LIST

izzy



Rylee 120°, Crank | \$2159 \$2374 (U)

2M	WE	M	G	N	F
UE	P	C	L	V	FT
VE	LE	MF	CH	CO	GL



Rylee Corner, Crank | \$2405 \$2469

2M	WE	M	G	N	F
UE	P	C	L	V	FT
VE	LE	MF	CH	CO	GL

\$2600 — \$2799 LIST

izzy



Rylee Corner, Electric | \$2713 \$2831 (U)

2M	WE	M	G	N	F
UE	P	C	L	V	FT
VE	LE	MF	CH	CO	GL



Rylee 120°, Electric | \$2797 \$2920 (U)

2M	WE	M	G	N	F
UE	P	C	L	V	FT
VE	LE	MF	CH	CO	GL

\$3600+ LIST

izzy



Rylee Straight, Electric | \$3649

2M	WE	M	G	N	F
UE	P	C	L	V	FT
VE	LE	MF	CH	CO	GL



Rylee Extended Corner, Electric | \$3774 \$3916 (U)

2M	WE	M	G	N	F
UE	P	C	L	V	FT
VE	LE	MF	CH	CO	GL



Rylee Anti-Corner, Electric | \$3898 \$4104 (U)

2M	WE	M	G	N	F
UE	P	C	L	V	FT
VE	LE	MF	CH	CO	GL

OPTION KEY

2M 2mm edge	C caster	V veneer	(V) veneer
WE wood edge	G ganging	P power	(U) urethane
UE urethane edge	N nesting	MF mirror finish	(UW) urethane 2-sided waterfall
VE vinyl edge	F folding	CH chroma	
LE laminate edge	FT flip top	CO collections	
M modesty	L laminate	GL glass	
available option			

NOTES

All pricing provided is list pricing only and reflects base models with standard finish options. For additional information, please refer to our price guides or visit us at www.izzyplus.com.
*Price reflects laminate tops, 2mm edge, and fixed bases unless noted.